

SISTEMA DESARROLLO INTEGRAL DE LA FAMILIA DEL EDO. MORELOS
ESTADO DE SITUACION FINANCIERA

Hoja : 1

Fecha : 31/07/2013

01 ENE 2013 Al 30 JUN 2013

| Descripción | Presentación por Cuenta | JUN-13 | DIC-12 |
|--|-------------------------|-----------------------|-----------------------|
| ACTIVO | | 145,290,532.65 | 144,271,211.57 |
| ACTIVO CIRCULANTE | | 86,230,693.25 | 90,588,342.63 |
| Efectivo y Equivalentes | | 13,525,215.17 | 6,179,502.12 |
| Bancos/Tesorería | | 13,525,215.17 | 6,179,502.12 |
| Derechos a Recibir Efectivo o Equivalentes | | 70,081,738.39 | 81,785,100.82 |
| Inversiones Financieras de Corto Plazo | | 67,648,396.41 | 50,265,222.21 |
| Cuentas por Cobrar a Corto Plazo | | 28,816.56 | 28,816.56 |
| Deudores Diversos por Cobrar a Corto Plazo | | 437,286.83 | 156,058.46 |
| Ingresos por Recuperar a Corto Plazo | | 1,827,638.59 | 31,309,140.79 |
| Deudores por Anticipos de la Tesorería a Corto Plazo | | 139,600.00 | 25,862.80 |
| Derechos a Recibir Bienes o Servicios | | 1,800,891.19 | 1,800,891.19 |
| Anticipo a Proveedores por Adquisición de Bienes y Prestación de Servicios a Corto Plazo | | 1,800,891.19 | 1,800,891.19 |
| Almacenes | | 822,848.50 | 822,848.50 |
| Almacén de Materiales y Suministros de Consumo | | 822,848.50 | 822,848.50 |
| ACTIVO NO CIRCULANTE | | 59,059,839.40 | 53,682,868.94 |
| Bienes Inmuebles, Infraestructura y Construcciones en Proceso | | 10,790,682.30 | 10,790,682.30 |
| Terrenos | | 1,067,118.25 | 1,067,118.25 |
| Edificios no Habitacionales | | 9,723,564.05 | 9,723,564.05 |
| Bienes Muebles | | 47,731,405.94 | 42,360,145.48 |
| Mobiliario y Equipo de Administración | | 15,413,121.57 | 14,342,694.33 |
| Mobiliario y Equipo Educativo y Recreativo | | 1,605,377.92 | 1,594,632.88 |
| Equipo e Instrumental Médico y de Laboratorio | | 2,794,884.54 | 2,684,038.74 |
| Equipo de Transporte | | 25,515,633.59 | 21,677,899.33 |
| Maquinaria, Otros Equipos y Herramientas | | 2,402,388.32 | 2,060,880.20 |
| Activos Intangibles | | 431,951.48 | 426,241.48 |
| Software | | 431,951.48 | 426,241.48 |
| Activos Diferidos | | 105,799.68 | 105,799.68 |
| Otros Activos Diferidos | | 105,799.68 | 105,799.68 |
| PASIVO | | 29,349,244.89 | 88,840,057.84 |
| PASIVO CIRCULANTE | | 29,349,244.89 | 88,840,057.84 |
| Cuentas por Pagar a Corto Plazo | | 10,912,902.75 | 30,012,611.15 |
| Servicios Personales por Pagar a Corto Plazo | | 1,166,422.21 | 8,435,056.49 |
| Proveedores por Pagar a Corto Plazo | | 9,017,001.49 | 20,830,395.78 |
| Retenciones y Contribuciones por Pagar a Corto Plazo | | 47,447.08 | 72,036.58 |
| Otras Cuentas por Pagar a Corto Plazo | | 682,031.97 | 675,122.30 |
| Provisiones a Corto Plazo | | 17,633,824.65 | 58,827,446.69 |
| Otras Provisiones a Corto Plazo | | 17,633,824.65 | 58,827,446.69 |
| Otros Pasivos a Corto Plazo | | 802,517.49 | |
| INGRESOS POR CUENTA DEL GOBIERNO DEL ESTADO DE MORELOS | | 802,517.49 | |

SISTEMA DESARROLLO INTEGRAL DE LA FAMILIA DEL EDO. MORELOS
ESTADO DE SITUACION FINANCIERA

Hoja : 2

Fecha : 31/07/2013

01 ENE 2013 AI 30 JUN 2013

| Descripción | Presentación por Cuenta | JUN-13 | DIC-12 |
|--|-------------------------|-----------------------|-----------------------|
| HACIENDA PÚBLICA/ PATRIMONIO | | 115,959,441.58 | 55,431,153.73 |
| HACIENDA PÚBLICA/PATRIMONIO CONTRIBUIDO | | 45,454,339.69 | 45,454,324.69 |
| Aportaciones | | 43,993,759.91 | 43,993,759.91 |
| Patrimonio | | 43,993,759.91 | 43,993,759.91 |
| Donaciones de Capital | | 1,460,579.78 | 1,460,564.78 |
| Patrimonio de Donativo | | 1,460,579.78 | 1,460,564.78 |
| HACIENDA PÚBLICA /PATRIMONIO GENERADO | | 70,505,101.89 | 9,976,829.04 |
| Resultados del Ejercicio: (Ahorro/ Desahorro) | | 61,019,739.53 | |
| Resultados de Ejercicios Anteriores | | 9,485,362.36 | 9,976,829.04 |
| Resultado de Ejercicios Anteriores | | 1,117,830.20 | 1,114,089.87 |
| Resultado del Ejercicio 2012 | | 10,603,192.56 | 11,090,918.91 |
| TOTAL DE PASIVO Y HACIENDA PUBLICA/PATRIMONIO | | 145,308,686.47 | 144,271,211.57 |

| | | | |
|--|--|--|--|
| ELABORO  C. ALAN REYES GARCIA CONTADOR "A" | REVISO  C. Y F. ELENA NOHEMI REZA REZA SUBDIR. DE RECURSOS FINANCIEROS | VALIDO  J.C. ALEJANDRO ALONSO ARRIOLA DIRECTOR DE ADMON. Y FINANZAS | Vo. Bo.  M. MARIA ELISA ZAMUDIO ABRE DIRECTORA GENERAL |
|--|--|--|--|

SISTEMA DESARROLLO INTEGRAL DE LA FAMILIA DEL EDO. MORELOS
ESTADO DE ACTIVIDADES

Hoja : 1

Fecha : 31/07/2013

01 ENE 2013 Al 30 JUN 2013

| Descripción | Presentación por Cuenta | JUN-13 | DIC-12 |
|--|-------------------------|-----------------------|--------|
| INGRESOS Y OTROS BENEFICIOS | | 121,396,766.07 | |
| INGRESOS DE GESTIÓN | | 3,982,040.72 | |
| Cuotas y Aportaciones de Seguridad Social | | 197,338.21 | |
| Ingresos por Subsidios de Incapacidades | | 197,338.21 | |
| Ingresos por Venta de Bienes y Servicios | | 3,784,702.51 | |
| Ingresos por Venta de Bienes y Servicios de Organismos Descentralizados | | 3,784,702.51 | |
| PARTICIPACIONES, APORTACIONES, TRANSFERENCIAS, ASIGNACIONES, SUBSIDIOS Y OTRAS AYUDAS | | 116,326,345.23 | |
| Transferencias, Asignaciones, Subsidios y Otras ayudas | | 116,326,345.23 | |
| Transferencias Internas y Asignaciones al Sector Público | | 9,355,863.10 | |
| Subsidios y Subvenciones | | 106,970,482.13 | |
| OTROS INGRESOS Y BENEFICIOS | | 1,088,380.12 | |
| Ingresos Financieros | | 1,088,380.12 | |
| Intereses Ganados de Valores, Créditos, Bonos y Otros. | | 1,087,992.08 | |
| Otros Ingresos Financieros | | 388.04 | |
| GASTOS Y OTRAS PÉRDIDAS | | 60,377,026.54 | |
| GASTOS DE FUNCIONAMIENTO | | 53,674,003.81 | |
| Servicios Personales | | 32,854,169.09 | |
| Remuneraciones al Personal de Carácter Permanente | | 7,528,828.49 | |
| Remuneraciones Adicionales y Especiales | | 6,495,781.95 | |
| Seguridad Social | | 4,678,445.67 | |
| Otras Prestaciones Sociales y Económicas | | 14,140,812.98 | |
| Pago de Estímulos a Servidores Públicos | | 10,300.00 | |
| Materiales y Suministros | | 10,399,851.45 | |
| Materiales de Administración, Emisión de Documentos y Artículos Oficiales | | 2,353,606.78 | |
| Alimentos y Utensilios | | 3,531,695.04 | |
| Materias Primas y Materiales de Producción y Comercialización | | 1,300.36 | |
| Materiales y Artículos de Construcción y de Reparación | | 782,666.59 | |
| Productos Químicos, Farmacéuticos y de Laboratorio | | 1,572,441.01 | |
| Combustibles, Lubricantes y Aditivos | | 750,627.05 | |
| Vestuario, Blancos, Prendas de Protección y Artículos Deportivos | | 767,184.03 | |
| Herramientas, Refacciones y Accesorios Menores | | 640,330.59 | |
| Servicios Generales | | 10,419,983.27 | |
| Servicios Básicos | | 1,734,886.24 | |
| Servicios de Arrendamiento | | 291,910.22 | |
| Servicios Profesionales, Científicos y Técnicos y Otros Servicios | | 3,275,916.14 | |
| Servicios Financieros, Bancarios y Comerciales | | 1,216,892.75 | |
| Servicios de Instalación, Reparación, Mantenimiento y Conservación | | 3,139,905.62 | |
| Servicios de Comunicación Social y Publicidad | | 67,795.28 | |
| Servicios de Traslado y Viáticos | | 347,515.18 | |


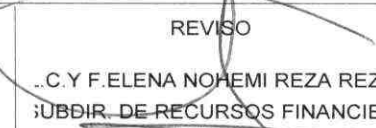


SISTEMA DESARROLLO INTEGRAL DE LA FAMILIA DEL EDO. MORELOS
ESTADO DE ACTIVIDADES

Hoja : 2

Fecha : 31/07/2013

01 ENE 2013 Al 30 JUN 2013

| Descripción | Presentación por Cuenta | JUN-13 | DIC-12 |
|---|-------------------------|----------------------|--------|
| Servicios Oficiales | | 90,906.22 | |
| Otros Servicios Generales | | 254,255.62 | |
| TRANSFERENCIAS, ASIGNACIONES, SUBSIDIOS Y OTRAS AYUDAS | | 6,703,022.73 | |
| Ayudas Sociales | | 6,660,321.19 | |
| Ayudas Sociales a Personas | | 6,660,321.19 | |
| Donativos a Instituciones sin Fines de Lucro | | 42,701.54 | |
| Donativos a Instituciones sin Fines de Lucro | | 42,701.54 | |
| AHORRO/DESAHORRO NETO DEL EJERCICIO | | 61,019,739.53 | |

| | | | |
|--|--|---|--|
| ELABORO  C. ALAN REYES GARCIA CONTADOR "A" | REVISO  J.C. Y F. ELENA NOHEMI REZA REZA SUBDIR. DE RECURSOS FINANCIEROS | VALIDO  J.C. ALEJANDRO ALONSO ARRIOLA DIRECTOR DE ADMON. Y FINANZA | Vo. Bo.  RA. MARIA ELISA ZAMUDIO ABREU DIRECTORA GENERAL |
|--|--|---|--|

SISTEMA DESARROLLO INTEGRAL DE LA FAMILIA DEL EDO. MORELOS
ESTADO DE FLUJO DE EFECTIVO

Hoja : 1

Fecha : 31/07/2013

01 ENE 2013

Al

30 JUN 2013

Flujo (-)=Origen (+)=Aplicación

| Descripción | Presentación por Cuenta | JUN-13 | DIC-12 | Flujo |
|---|-------------------------|-----------------|----------------|-----------------|
| FLUJOS DE EFECTIVO DE LAS ACTIVIDADES DE GESTION | | | | |
| ORIGEN | | | | |
| Ingresos por Venta de Bienes y Servicios | | -3,784,702.51 | | -3,784,702.51 |
| Transferencias, Asignaciones, Subsidios y Otras ayudas | | -116,326,345.23 | | -116,326,345.23 |
| Transferencias Internas y Asignaciones al Sector Público | | -9,355,863.10 | | -9,355,863.10 |
| Subsidios y Subvenciones | | -106,970,482.13 | | -106,970,482.13 |
| OTROS INGRESOS Y BENEFICIOS | | -1,088,380.12 | | -1,088,380.12 |
| APLICACION | | | | |
| Servicios Personales | | 32,854,169.09 | | 32,854,169.09 |
| Materiales y Suministros | | 10,399,851.45 | | 10,399,851.45 |
| Servicios Generales | | 10,419,983.27 | | 10,419,983.27 |
| TRANSFERENCIAS, ASIGNACIONES, SUBSIDIOS Y OTRAS AYUDAS | | 6,703,022.73 | | 6,703,022.73 |
| Ayudas Sociales | | 6,660,321.19 | | 6,660,321.19 |
| Donativos a Instituciones sin Fines de Lucro | | 42,701.54 | | 42,701.54 |
| FLUJOS NETOS DE EFECTIVO POR ACTIVIDADES DE OPERACION | | | | |
| FLUJOS DE EFECTIVO DE LAS ACTIVIDADES DE INVERSION | | | | |
| ORIGEN | | | | |
| INGRESOS POR VENTA DE BIENES Y SERVICIOS | | -3,784,702.51 | | -3,784,702.51 |
| CONTRIBUCIONES DE CAPITAL | | | | |
| OTROS INGRESOS Y BENEFICIOS | | -1,088,380.12 | | -1,088,380.12 |
| VENTA DE ACTIVOS FISICOS | | | | |
| OTROS | | | | |
| APLICACION | | | | |
| ACTIVO NO CIRCULANTE | | 59,059,839.40 | 53,682,868.94 | 5,376,970.46 |
| DERECHOS A RECIBIR EFECTIVO O EQUIVALENTES A LARGO PLAZO | | | | |
| BIENES MUEBLES INFRAESTRUCTURA Y CONSTRUCCIONES EN PROCESO | | 10,790,682.30 | 10,790,682.30 | |
| BIENES MUEBLES | | 47,731,405.94 | 42,360,145.48 | 5,371,260.46 |
| BIENES INTANGIBLES | | 431,951.48 | 426,241.48 | 5,710.00 |
| DEPRECIACIONES | | | | |
| ACTIVOS DIFERIDOS | | 105,799.68 | 105,799.68 | |
| FLUJOS DE EFECTIVO DE LAS ACTIVIDADES DE FINANCIAMIENTO | | | | |
| ORIGEN | | | | |
| PASIVO (ENDEUDAMIENTO NETO) | | -29,349,244.89 | -88,840,057.84 | 59,490,812.95 |
| INTERNO | | -29,349,244.89 | -88,840,057.84 | 59,490,812.95 |
| EXTERNO | | | | |
| APLICACION | | | | |
| INCREMENTO DE ACTIVOS FINANCIEROS | | 72,705,478.08 | 90,588,342.63 | -17,882,864.55 |
| SERVICIOS DE LA DEUDA | | | | |
| INTERNO | | -29,349,244.89 | -88,840,057.84 | 59,490,812.95 |
| EXTERNO | | | | |
| DISMINUCION DE OTROS PASIVOS | | | | |
| FLUJOS NETOS DE EFECTIVO POR ACTIVIDADES DE FINANCIAMIENTO | | | | |

SISTEMA DESARROLLO INTEGRAL DE LA FAMILIA DEL EDO. MORELOS
ESTADO DE FLUJO DE EFECTIVO

Hoja : 2

Fecha : 31/07/2013

01 ENE 2013

Al

30 JUN 2013

Flujo (-)=Origen (+)=Aplicación

| Descripción | Presentación por Cuenta | JUN-13 | DIC-12 | Flujo |
|--|-------------------------|----------------------|-----------------------|---------------|
| INCREMENTO / DISMINUCION NETA EN EL EFECTIVO Y EQUIVALENTES AL EFECTIVO | | | | |
| EFECTIVO Y EQUIVALENTES AL EFECTIVO AL INICIO DEL EJERCICIO | | 81,173,611.58 | 56,444,724.33 | 24,728,887.25 |
| EFECTIVO Y EQUIVALENTES AL EFECTIVO AL FINAL DEL EJERCICIO | | 81,173,611.58 | | 81,173,611.58 |
| SUMA DE COLUMNAS | | 89,805,838.92 | -12,121,368.68 | |

| | | | |
|---|---|--|--|
| ELABORO  C. ALAN REYES GARCIA CONTADOR "A" | REVISO  C. Y F. ELENA NOHEMI REZA REZA SUBDIR. DE RECURSOS FINANCIEROS | VALIDO  J. C. ALEJANDRO ALONSO ARRIOLA DIRECTOR DE ADMON. Y FINANZAS | Vo. Bo.  M. MARIA ELISA ZAMUDIO ABREU DIRECTORA GENERAL |
|---|---|--|--|

SISTEMA DESARROLLO INTEGRAL DE LA FAMILIA DEL EDO. MORELOS

ESTADO ANALÍTICO DEL ACTIVO

Hoja : 1

Fecha : 31/07/2013

01 ENE 2013

Al 30 JUN 2013

Presentación por Cuenta

| Descripción | Saldo Inicial | Cargos Periodo | Abonos Periodo | Saldo Final | Flujo Periodo |
|--|------------------------------|------------------------------|------------------------------|------------------------------|----------------------------|
| ACTIVO | <u>144,271,211.57</u> | <u>535,990,382.81</u> | <u>534,971,061.73</u> | <u>145,290,532.65</u> | <u>-1,019,321.0</u> |
| ACTIVO CIRCULANTE | 90,588,342.63 | 530,613,412.35 | 534,971,061.73 | 86,230,693.25 | 4,357,649.3 |
| Efectivo y Equivalentes | 6,179,502.12 | 315,914,079.44 | 308,568,366.39 | 13,525,215.17 | -7,345,713.0 |
| Bancos/Tesorería | 6,179,502.12 | 315,914,079.44 | 308,568,366.39 | 13,525,215.17 | -7,345,713.0 |
| Derechos a Recibir Efectivo o Equivalentes | 81,785,100.82 | 214,699,332.91 | 226,402,695.34 | 70,081,738.39 | 11,703,362.4 |
| Inversiones Financieras de Corto Plazo | 50,265,222.21 | 89,673,805.99 | 72,290,631.79 | 67,648,396.41 | -17,383,174.2 |
| Cuentas por Cobrar a Corto Plazo | 28,816.56 | | | 28,816.56 | 0.0 |
| Deudores Diversos por Cobrar a Corto Plazo | 156,058.46 | 3,292,448.89 | 3,011,220.52 | 437,286.83 | -281,228.3 |
| Ingresos por Recuperar a Corto Plazo | 31,309,140.79 | 121,396,378.03 | 150,877,880.23 | 1,827,638.59 | 29,481,502.2 |
| Deudores por Anticipos de la Tesorería a Corto Plazo | 25,862.80 | 336,700.00 | 222,962.80 | 139,600.00 | -113,737.2 |
| Derechos a Recibir Bienes o Servicios | 1,800,891.19 | | | 1,800,891.19 | 0.0 |
| Anticipo a Proveedores por Adquisición de Bienes y Prestación de Servicios a Corto Plazo | 1,800,891.19 | | | 1,800,891.19 | 0.0 |
| Almacenes | 822,848.50 | | | 822,848.50 | 0.0 |
| Almacén de Materiales y Suministros de Consumo | 822,848.50 | | | 822,848.50 | 0.0 |
| ACTIVO NO CIRCULANTE | 53,682,868.94 | 5,376,970.46 | | 59,059,839.40 | -5,376,970.4 |
| Bienes Inmuebles, Infraestructura y Construcciones en Proceso | 10,790,682.30 | | | 10,790,682.30 | 0.0 |
| Terrenos | 1,067,118.25 | | | 1,067,118.25 | 0.0 |
| Edificios no Habitacionales | 9,723,564.05 | | | 9,723,564.05 | 0.0 |
| Bienes Muebles | 42,360,145.48 | 5,371,260.46 | | 47,731,405.94 | -5,371,260.4 |
| Mobiliario y Equipo de Administración | 14,342,694.33 | 1,070,427.24 | | 15,413,121.57 | -1,070,427.2 |
| Mobiliario y Equipo Educativo y Recreativo | 1,594,632.88 | 10,745.04 | | 1,605,377.92 | -10,745.0 |
| Equipo e Instrumental Médico y de Laboratorio | 2,684,038.74 | 110,845.80 | | 2,794,884.54 | -110,845.8 |
| Equipo de Transporte | 21,677,899.33 | 3,837,734.26 | | 25,515,633.59 | -3,837,734.2 |
| Maquinaria, Otros Equipos y Herramientas | 2,060,880.20 | 341,508.12 | | 2,402,388.32 | -341,508.1 |
| Activos Intangibles | 426,241.48 | 5,710.00 | | 431,951.48 | -5,710.0 |

SISTEMA DESARROLLO INTEGRAL DE LA FAMILIA DEL EDO. MORELOS
ESTADO ANALÍTICO DEL ACTIVO

Hoja : 2

Fecha : 31/07/2013

01 ENE 2013 Al 30 JUN 2013

Presentación por Cuenta

| Descripción | Saldo Inicial | Cargos Periodo | Abonos Periodo | Saldo Final | Flujo Periodo |
|-------------------------|---------------|----------------|----------------|-------------|---------------|
| Software | 426,241.48 | 5,710.00 | | 431,951.48 | -5,710.00 |
| Activos Diferidos | 105,799.68 | | | 105,799.68 | 0.00 |
| Otros Activos Diferidos | 105,799.68 | | | 105,799.68 | 0.00 |

| | | | |
|--|--|--|---|
|  ELABORO C. ALAN REYES GARCIA CONTADOR "A" |  REVISO C. Y F. ELENA NOHEMI REZA REZA SUBDIR. DE RECURSOS FINANCIEROS |  VALIDO C. ALEJANDRO ALONSO ARRIOLA DIRECTOR DE ADMON. Y FINANZAS |  Vo. Bo. RA. MARIA ELISA ZAMUDIO ABRE DIRECTORA GENERAL |
|--|--|--|---|

**SISTEMA DESARROLLO INTEGRAL DE LA FAMILIA DEL EDO. MORELOS
ESTADO DEL EJERCICIO DEL PRESUPUESTO DE EGRESOS**

Informe Administrativo

Emisión : 01/07/2013 Hoja : 1
DEL : 01/01/2013 AL : 30/06/2013

| n | Aprobado | Ampliación Reducción Compensación | Vigente | Pre-Comprom. Disponible | Comprometido Disponible | Devenigado No Devenigado Sin Devenigar | Ejercido Sin Ejercer | Pagado | Deuda |
|--|---------------|---|---------------|----------------------------|-------------------------------|--|-------------------------|---------------|-------|
| | | | | | | | | | |
| SERVICIOS PERSONALES | 38,997,608.33 | 14,926,103.02 14,926,103.02 0.00 | 38,997,608.33 | | 32,854,169.09 6,143,439.24 | 32,854,169.09 0.00 6,143,439.24 | 32,854,169.09 0.00 | 32,854,169.09 | 0.00 |
| REMUNERACIONES AL PERSONAL DE CARACTER PERMANENTE | 17,945,646.54 | 84,098.70 5,847,651.65 0.00 | 12,182,093.59 | | 7,528,828.49 4,653,265.10 | 7,528,828.49 0.00 4,653,265.10 | 7,528,828.49 0.00 | 7,528,828.49 | 0.00 |
| SUELDO BASE AL PERSONAL PERMANENTE | 17,945,646.54 | 84,098.70 5,847,651.65 0.00 | 12,182,093.59 | | 7,528,828.49 4,653,265.10 | 7,528,828.49 0.00 4,653,265.10 | 7,528,828.49 0.00 | 7,528,828.49 | 0.00 |
| REMUNERACIONES ADICIONALES Y ESPECIALES | 8,366,269.72 | 1,414,421.11 3,114,163.94 0.00 | 6,666,526.89 | | 6,495,781.95 170,744.94 | 6,495,781.95 0.00 170,744.94 | 6,495,781.95 0.00 | 6,495,781.95 | 0.00 |
| PRIMA QUINQUENAL | 0.00 | 693,737.47 0.00 0.00 | 693,737.47 | | 693,737.47 0.00 | 693,737.47 0.00 | 693,737.47 0.00 | 693,737.47 | 0.00 |
| PRIMA DE ANTIGUEDAD | 0.00 | 212,059.00 0.00 0.00 | 212,059.00 | | 210,914.21 1,144.79 | 210,914.21 0.00 1,144.79 | 210,914.21 0.00 | 210,914.21 | 0.00 |
| PRIMA DE VACACIONES | 667,985.74 | 65,642.90 0.00 0.00 | 733,628.64 | | 644,420.59 89,208.05 | 644,420.59 0.00 89,208.05 | 644,420.59 0.00 | 644,420.59 | 0.00 |
| GRATIFICACION DE FIN DE AÑO | 0.00 | 259,802.05 0.00 0.00 | 259,802.05 | | 256,248.96 3,553.09 | 256,248.96 0.00 3,553.09 | 256,248.96 0.00 | 256,248.96 | 0.00 |
| COMPENSACIONES | 7,482,883.98 | 183,179.69 2,908,276.03 0.00 | 4,757,787.64 | | 4,690,460.72 67,326.92 | 4,690,460.72 0.00 67,326.92 | 4,690,460.72 0.00 | 4,690,460.72 | 0.00 |
| OTRAS COMPENSACIONES | 215,400.00 | 0.00 205,887.91 0.00 | 9,512.09 | | 9,512.09 9,512.09 | 9,512.09 0.00 9,512.09 | 9,512.09 0.00 | 9,512.09 | 0.00 |
| SEGURIDAD SOCIAL | 8,151,864.29 | 391,786.21 3,650,624.92 0.00 | 4,893,025.58 | | 4,678,445.67 214,579.91 | 4,678,445.67 0.00 214,579.91 | 4,678,445.67 0.00 | 4,678,445.67 | 0.00 |
| CUOTAS AL IMSS | 4,863,005.70 | 0.00 2,597,599.66 0.00 | 2,265,406.04 | | 2,106,260.69 159,145.35 | 2,106,260.69 0.00 159,145.35 | 2,106,260.69 0.00 | 2,106,260.69 | 0.00 |

**SISTEMA DESARROLLO INTEGRAL DE LA FAMILIA DEL EDO. MORELOS
ESTADO DEL EJERCICIO DEL PRESUPUESTO DE EGRESOS**

Informe Administrativo

Emisión : 01/07/2013 Hoja : 2
DEL : 01/01/2013 AL : 30/06/2013

| | Aprobado | Ampliación Reducción Compensación | Vigente | Pre-Comprom. Disponible | Comprometido Disponible | Devengado | | Ejercido | | Pagado | Deuda |
|--|--------------|---|---------------|-------------------------------|-------------------------------|------------------------------|--------------|----------------------------|----------------------------|---------------|-------|
| | | | | | | No Devengado Sin Devengar | Sin Devengar | Sin Ejercer | Sin Ejercer | | |
| APORTACIONES AL INSTITUTO DE CREDITO | 592,976.58 | 38,043.68 160,444.98 0.00 | 470,575.28 | 458,391.65 12,183.63 | 458,391.65 12,183.63 | 458,391.65 0.00 | 0.00 | 458,391.65 0.00 | 458,391.65 0.00 | 458,391.65 | 0.00 |
| APORTACIONES AL SISTEMA PARA EL RETIRO | 1,614,910.20 | 63,000.00 445,250.01 0.00 | 1,232,660.19 | 1,192,203.26 40,456.93 | 1,192,203.26 40,456.93 | 1,192,203.26 0.00 | 0.00 | 1,192,203.26 0.00 | 1,192,203.26 0.00 | 1,192,203.26 | 0.00 |
| APORTACIONES PARA SEGURO DE VIDA | 1,080,971.81 | 290,742.53 447,330.27 0.00 | 924,384.07 | 921,590.07 2,794.00 | 921,590.07 2,794.00 | 921,590.07 0.00 | 0.00 | 921,590.07 0.00 | 921,590.07 0.00 | 921,590.07 | 0.00 |
| OTRAS PRESTACIONES SOCIALES Y ECONOMICAS | 4,458,827.78 | 13,035,797.00 2,279,887.58 0.00 | 15,214,737.20 | 14,140,812.98 1,073,924.22 | 14,140,812.98 1,073,924.22 | 14,140,812.98 0.00 | 0.00 | 14,140,812.98 0.00 | 14,140,812.98 0.00 | 14,140,812.98 | 0.00 |
| INDEMNIZACIONES | 1,266,666.66 | 984.00 1,009,452.90 0.00 | 258,197.76 | 125,000.00 133,197.76 | 125,000.00 133,197.76 | 125,000.00 0.00 | 0.00 | 125,000.00 0.00 | 125,000.00 0.00 | 125,000.00 | 0.00 |
| PRESTACIONES Y HABERES DE RETIRO | 0.00 | 2,152,120.17 1,907.96 0.00 | 2,150,212.21 | 2,108,274.18 41,938.03 | 2,108,274.18 41,938.03 | 2,108,274.18 0.00 | 0.00 | 2,108,274.18 0.00 | 2,108,274.18 0.00 | 2,108,274.18 | 0.00 |
| DESPENSAS EN ESPECIE | 1,356,000.00 | 0.00 537,905.12 0.00 | 818,094.88 | 0.00 818,094.88 | 0.00 818,094.88 | 0.00 0.00 | 0.00 | 0.00 0.00 | 0.00 0.00 | 0.00 | 0.00 |
| AYUDA PARA COMPRA DE LENTES | 60,500.00 | 0.00 33,881.76 0.00 | 26,618.24 | 0.00 26,618.24 | 0.00 26,618.24 | 0.00 0.00 | 0.00 | 0.00 0.00 | 0.00 0.00 | 0.00 | 0.00 |
| BECAS PARA HIJOS DE TRABAJADORES DEL PODER EJECUTIVO | 81,840.00 | 64,680.00 0.00 0.00 | 146,520.00 | 146,520.00 0.00 0.00 | 146,520.00 0.00 0.00 | 146,520.00 0.00 0.00 | 0.00 | 146,520.00 0.00 0.00 | 146,520.00 0.00 0.00 | 146,520.00 | 0.00 |
| FONDO DE PREVISION PARA GASTOS EXTRAORDINARIOS | 97,749.48 | 19,292.85 78,456.63 0.00 | 38,585.70 | 0.00 38,585.70 | 0.00 38,585.70 | 0.00 0.00 | 0.00 | 0.00 0.00 | 0.00 0.00 | 0.00 | 0.00 |
| PAGO DE MARCHA | 0.00 | 66,290.40 0.00 0.00 | 66,290.40 | 66,290.40 0.00 0.00 | 66,290.40 0.00 0.00 | 66,290.40 0.00 0.00 | 0.00 | 66,290.40 0.00 0.00 | 66,290.40 0.00 0.00 | 66,290.40 | 0.00 |
| AYUDA PARA GASTOS FUNERARIOS | 0.00 | 5,514.00 0.00 0.00 | 5,514.00 | 5,459.00 55.00 | 5,459.00 55.00 | 5,459.00 0.00 | 0.00 | 5,459.00 0.00 | 5,459.00 0.00 | 5,459.00 | 0.00 |

**SISTEMA DESARROLLO INTEGRAL DE LA FAMILIA DEL EDO. MORELOS
ESTADO DEL EJERCICIO DEL PRESUPUESTO DE EGRESOS**

Emisión : 01/07/2013 Hoja : 3

DEL : 01/01/2013 AL : 30/06/2013

Informe Administrativo

| | Aprobado | Ampliación Reducción Compensación | Vigencia | Pre-Controm. Disponible | Comprometido Disponible | Devengado No Devengado Sin Devengar | Ejercido Sin Ejercer | Pagado | Deuda |
|---|---------------|---|---------------|----------------------------|----------------------------|---|-------------------------|---------------|------------|
| BIENESTAR FAMILIAR | 174,851.40 | 0.00 | 954.31 | 0.00 | 0.00 | 0.00 | 0.00 | 0.00 | 0.00 |
| | | 173,897.09 | | 954.31 | 954.31 | 0.00 | 0.00 | 0.00 | 0.00 |
| | | 0.00 | | | 954.31 | | | | |
| AYUDA PARA RENTA | 258,454.80 | 148,198.04 | 386,845.53 | 386,845.53 | 386,845.53 | 386,845.53 | 386,845.53 | 386,845.53 | 0.00 |
| | | 19,807.31 | | 0.00 | 0.00 | 0.00 | 0.00 | 0.00 | 0.00 |
| | | 0.00 | | | 0.00 | | | | |
| DESPENSA | 662,481.84 | 122,204.78 | 432,409.19 | 424,942.67 | 424,942.67 | 424,942.67 | 424,942.67 | 424,942.67 | 0.00 |
| | | 352,277.43 | | 7,466.52 | 7,466.52 | 0.00 | 0.00 | 0.00 | 0.00 |
| | | 0.00 | | | 7,466.52 | | | | |
| AYUDA PARA TRANSPORTE | 178,367.04 | 118,968.65 | 277,578.85 | 277,578.85 | 277,578.85 | 277,578.85 | 277,578.85 | 277,578.85 | 0.00 |
| | | 19,756.84 | | 0.00 | 0.00 | 0.00 | 0.00 | 0.00 | 0.00 |
| | | 0.00 | | | 0.00 | | | | |
| OTRAS PRESTACIONES ECONOMICAS | 0.00 | 10,184,613.62 | 10,184,613.62 | 10,184,613.62 | 10,184,613.62 | 10,184,613.62 | 10,184,613.62 | 10,184,613.62 | 0.00 |
| | | 0.00 | | 0.00 | 0.00 | 0.00 | 0.00 | 0.00 | 0.00 |
| | | 0.00 | | | 0.00 | | | | |
| BONIFICACION FISCAL | 321,916.56 | 152,930.49 | 422,302.51 | 415,288.73 | 415,288.73 | 415,288.73 | 415,288.73 | 415,288.73 | 0.00 |
| | | 52,544.54 | | 7,013.78 | 7,013.78 | 0.00 | 0.00 | 0.00 | 0.00 |
| | | 0.00 | | | 7,013.78 | | | | |
| PAGO DE ESTIMULOS A SERVIDORES PUBLICOS | 75,000.00 | 0.00 | 41,225.07 | 10,300.00 | 10,300.00 | 10,300.00 | 10,300.00 | 10,300.00 | 0.00 |
| | | 33,774.93 | | 30,925.07 | 30,925.07 | 0.00 | 0.00 | 0.00 | 0.00 |
| | | 0.00 | | | 30,925.07 | | | | |
| ESTIMULOS POR AÑOS DE SERVICIO | 75,000.00 | 0.00 | 41,225.07 | 10,300.00 | 10,300.00 | 10,300.00 | 10,300.00 | 10,300.00 | 0.00 |
| | | 33,774.93 | | 30,925.07 | 30,925.07 | 0.00 | 0.00 | 0.00 | 0.00 |
| | | 0.00 | | | 30,925.07 | | | | |
| MATERIALES Y SUMINISTROS | 71,950,406.17 | 8,760,339.19 | 73,290,777.56 | 10,399,851.45 | 10,399,851.45 | 10,399,851.45 | 9,409,302.34 | 9,409,302.34 | 990,549.11 |
| | | 7,419,967.80 | | 62,890,926.11 | 62,890,926.11 | 0.00 | 990,549.11 | | |
| | | 0.00 | | | 62,890,926.11 | | | | |
| MATERIALES DE ADMINISTRACION, EMISION DE DOCUMENTOS Y ARTICULOS OFICIALES | 2,281,459.24 | 2,050,383.10 | 2,575,796.27 | 2,353,606.78 | 2,353,606.78 | 2,353,606.78 | 2,249,868.25 | 2,249,868.25 | 103,738.53 |
| | | 1,756,046.07 | | 222,189.49 | 222,189.49 | 0.00 | 103,738.53 | | |
| | | 0.00 | | | 222,189.49 | | | | |
| Materiales, útiles y equipos menores de oficina | 711,762.44 | 882,672.45 | 1,072,479.63 | 938,831.99 | 938,831.99 | 938,831.99 | 899,915.42 | 899,915.42 | 38,916.57 |
| | | 521,955.26 | | 133,647.64 | 133,647.64 | 0.00 | 38,916.57 | | |
| | | 0.00 | | | 133,647.64 | | | | |
| Materiales y Útiles de Impresión y Reproducción | 136,734.77 | 12,864.08 | 8,789.42 | 8,242.36 | 8,242.36 | 8,242.36 | 8,242.36 | 8,242.36 | 0.00 |
| | | 140,809.43 | | 547.06 | 547.06 | 0.00 | 0.00 | 0.00 | 0.00 |
| | | 0.00 | | | 547.06 | | | | |

**SISTEMA DESARROLLO INTEGRAL DE LA FAMILIA DEL EDO. MORELOS
ESTADO DEL EJERCICIO DEL PRESUPUESTO DE EGRESOS**

Emisión : 01/07/2013 Hoja : 4

DEL : 01/01/2013 AL : 30/06/2013

Informe Administrativo

| n | Aprobado | Ampliación Reducción Compensación | Vigente | Pre-Comprom. Disponible | Comprometido Disponible | Devengado No Devengado Sin Devengar | Ejercido Sin Ejercer | Pagado | Deuda |
|--|---------------|---|---------------|-------------------------------|-------------------------------|---|----------------------------|--------------|------------|
| | | | | | | | | | |
| MATERIALES, UTILES Y EQUIPOS MENORES DE TEC. DE INF. Y COMUNICACIONES | 684,494.70 | 312,414.93 635,528.66 0.00 | 361,380.97 | 323,860.03 37,520.94 | 323,860.03 37,520.94 | 323,860.03 0.00 37,520.94 | 311,292.12 12,567.91 | 311,292.12 | 12,567.91 |
| MATERIAL IMPRESO E INFORMACION DIGITAL | 0.00 | 4,094.80 0.00 0.00 | 4,094.80 | 4,094.80 0.00 | 4,094.80 0.00 | 4,094.80 0.00 0.00 | 4,094.80 0.00 | 4,094.80 | 0.00 |
| MATERIAL DE LIMPIEZA | 661,058.41 | 758,334.50 373,113.69 0.00 | 1,046,279.22 | 995,863.85 50,415.37 | 995,863.85 50,415.37 | 995,863.85 0.00 50,415.37 | 945,894.49 49,969.36 | 945,894.49 | 49,969.36 |
| MATERIAL Y UTILES DE ENSEÑANZA | 87,408.92 | 80,002.34 84,639.03 0.00 | 82,772.23 | 82,713.75 58.48 | 82,713.75 58.48 | 82,713.75 0.00 58.48 | 80,429.06 2,284.69 | 80,429.06 | 2,284.69 |
| ALIMENTOS Y UTENSILIOS | 65,862,913.71 | 2,870,465.24 3,009,095.50 0.00 | 65,724,283.45 | | 3,531,695.04 62,192,588.41 | 3,531,695.04 0.00 62,192,588.41 | 3,287,566.05 244,128.99 | 3,287,566.05 | 244,128.99 |
| PRODUCTOS ALIMENTICIOS PARA PERSONAS | 1,135,263.33 | 714,418.31 1,298,516.17 0.00 | 551,165.47 | 260,910.80 290,254.67 | 260,910.80 290,254.67 | 260,910.80 0.00 290,254.67 | 225,812.14 35,088.66 | 225,812.14 | 35,088.66 |
| ALIMENTACION EN PROGRAMAS INSTITUCIONALES | 63,775,821.78 | 2,110,843.87 1,134,843.39 0.00 | 64,751,822.26 | 2,944,445.32 61,807,376.94 | 2,944,445.32 61,807,376.94 | 2,944,445.32 0.00 61,807,376.94 | 2,737,554.16 206,891.16 | 2,737,554.16 | 206,891.16 |
| ALIMENTACION DE ANIMALES | 296.00 | 2,642.00 656.07 0.00 | 2,281.93 | 1,382.00 899.93 | 1,382.00 899.93 | 1,382.00 0.00 899.93 | 1,332.00 50.00 | 1,332.00 | 50.00 |
| UTENSILIOS PARA EL SERVICIO DE ALIMENTACION | 951,532.80 | 42,561.06 575,079.87 0.00 | 419,013.79 | 324,956.92 94,056.87 | 324,956.92 94,056.87 | 324,956.92 0.00 94,056.87 | 322,867.75 2,089.17 | 322,867.75 | 2,089.17 |
| MATERIAS PRIMAS Y MATERIALES DE PRODUCCION Y COMERCIALIZACION | 0.00 | 1,340.32 39.96 0.00 | 1,300.36 | | 1,300.36 0.00 | 1,300.36 0.00 0.00 | 759.80 540.56 | 759.80 | 540.56 |
| PRODUCTOS DE CUERO PIEL, PLASTICO Y HULES COMO MATERIA PRIMA | 0.00 | 39.96 39.96 0.00 | 0.00 | 0.00 0.00 | 0.00 0.00 | 0.00 0.00 0.00 | 0.00 0.00 | 0.00 | 0.00 |
| OTROS PRODUCTOS ADQUIRIDOS COMO MATERIA PRIMA | 0.00 | 1,300.36 0.00 0.00 | 1,300.36 | 1,300.36 0.00 | 1,300.36 0.00 | 1,300.36 0.00 0.00 | 759.80 540.56 | 759.80 | 540.56 |

**SISTEMA DESARROLLO INTEGRAL DE LA FAMILIA DEL EDO. MORELOS
ESTADO DEL EJERCICIO DEL PRESUPUESTO DE EGRESOS**

Emisión : 01/07/2013 Hoja : 5

DEL : 01/01/2013 AL : 30/06/2013

Informe Administrativo

| MATERIALES Y ARTICULOS DE CONSTRUCCION Y DE REPARACION | Aprobado | Ampliación Reducción Compensación | Vigente | Pre-Comprom. Disponible | Comprometido Disponible | Devengado | | Ejercicio Sin Ejercer | Pagado | Deuda |
|---|------------|------------------------------------|--------------|---------------------------|---------------------------|-----------------------------------|----------------------------|-----------------------|------------|-------|
| | | | | | | No Devengado | Sin Devengar | | | |
| | 641,252.72 | 487,460.79 305,600.24 0.00 | 823,113.27 | | 782,666.59 40,446.68 | 782,666.59 0.00 40,446.68 | 750,862.46 31,804.13 | 750,862.46 | 31,804.13 | |
| PRODUCTOS MINERALES NO METALICOS | 32,292.00 | 9,094.40 22,277.10 0.00 | 19,109.30 | 9,094.40 10,014.90 | 9,094.40 10,014.90 | 9,094.40 0.00 10,014.90 | 9,094.40 0.00 | 9,094.40 | 0.00 | |
| CEMENTO Y PRODUCTO DE CONCRETO | 17,584.00 | 6,519.68 23,222.22 0.00 | 881.46 | 519.68 361.78 | 519.68 361.78 | 519.68 0.00 361.78 | 519.68 0.00 | 519.68 | 0.00 | |
| CAL, YESO Y PRODUCTOS DE YESO | 0.00 | 89.00 0.00 0.00 | 89.00 | 89.00 0.00 | 89.00 0.00 | 89.00 0.00 0.00 | 44.00 45.00 | 44.00 | 45.00 | |
| MADERA Y PRODUCTOS DE MADERA | 0.00 | 4,185.40 0.00 0.00 | 4,185.40 | 4,185.40 0.00 | 4,185.40 0.00 | 4,185.40 0.00 0.00 | 4,185.40 0.00 | 4,185.40 | 0.00 | |
| VIDRIO Y PRODUCTOS DE VIDRIO | 0.00 | 1,834.25 0.00 0.00 | 1,834.25 | 1,834.25 0.00 | 1,834.25 0.00 | 1,834.25 0.00 0.00 | 1,834.25 0.00 | 1,834.25 | 0.00 | |
| MATERIAL ELECTRICO Y ELECTRONICO | 484,761.32 | 159,884.39 193,329.13 0.00 | 431,316.58 | 426,316.58 5,000.00 | 426,316.58 5,000.00 | 426,316.58 0.00 5,000.00 | 425,795.90 520.68 | 425,795.90 | 520.68 | |
| MATERIAL ELECTRONICO | 0.00 | 504.02 0.00 0.00 | 504.02 | 504.02 0.00 | 504.02 0.00 | 504.02 0.00 0.00 | 504.02 0.00 | 504.02 | 0.00 | |
| ARTICULOS METALICOS PARA LA CONSTRUCCION | 37,388.36 | 137,088.52 35,543.81 0.00 | 138,933.07 | 133,889.07 5,044.00 | 133,889.07 5,044.00 | 133,889.07 0.00 5,044.00 | 133,818.50 70.57 | 133,818.50 | 70.57 | |
| MATERIALES COMPLEMENTARIOS | 61,722.86 | 98,764.05 23,221.04 0.00 | 137,265.87 | 127,265.87 10,000.00 | 127,265.87 10,000.00 | 127,265.87 0.00 10,000.00 | 121,441.97 5,823.90 | 121,441.97 | 5,823.90 | |
| OTROS MATERIALES Y ARTICULOS DE CONSTRUCCION Y REPARACION | 27,504.18 | 69,497.08 8,006.94 0.00 | 88,994.32 | 78,968.32 10,026.00 | 78,968.32 10,026.00 | 78,968.32 0.00 10,026.00 | 53,624.34 25,343.98 | 53,624.34 | 25,343.98 | |
| PRODUCTOS QUIMICOS, FARMACEUTICOS Y DE LABORATORIO | 624,824.34 | 1,529,936.69 520,879.90 0.00 | 1,633,881.13 | 1,572,441.01 61,440.12 | 1,572,441.01 61,440.12 | 1,572,441.01 0.00 61,440.12 | 1,309,303.51 263,137.50 | 1,309,303.51 | 263,137.50 | |

**SISTEMA DESARROLLO INTEGRAL DE LA FAMILIA DEL EDO. MORELOS
ESTADO DEL EJERCICIO DEL PRESUPUESTO DE EGRESOS**

Emisión : 01/07/2013 Hoja : 6

DEL : 01/01/2013 AL : 30/06/2013

Informe Administrativo

| Código | Descripción | Aprobado | Ampliación Reducción Compensación | Vigente | Pre-Comprom. Disponibles | Comprometido Disponibles | Devengado | | Ejercicio Sin Ejercer | Pagado | Deuda |
|--------|--|--------------|---|--------------|-----------------------------|-----------------------------|--------------|--------------|--------------------------|------------|------------|
| | | | | | | | No Devengado | Sin Devengar | | | |
| | PRODUCTOS QUIMICOS BASICOS | 8,800.00 | 6,333.60 | 6,333.60 | 6,333.60 | 6,333.60 | 6,333.60 | 0.00 | 0.00 | 0.00 | 6,333.60 |
| | | | 8,800.00 | | 0.00 | 0.00 | 0.00 | 0.00 | 6,333.60 | | |
| | | | 0.00 | | | | 63.80 | | | | |
| | FERTILIZANTES, PESTICIDAS Y OTROS AGROQUIMICOS | 12,822.20 | 1,940.10 | 2,067.70 | 2,003.90 | 2,003.90 | 2,003.90 | 120.80 | 120.80 | 120.80 | 1,883.10 |
| | | | 12,694.60 | | 63.80 | 63.80 | 0.00 | | 1,883.10 | | |
| | | | 0.00 | | | | 63.80 | | | | |
| | MEDICINAS Y PRODUCTOS FARMACEUTICOS | 536,291.54 | 843,686.26 | 971,400.44 | 911,275.06 | 911,275.06 | 911,275.06 | 681,231.14 | 681,231.14 | 681,231.14 | 230,043.92 |
| | | | 408,577.36 | | 60,125.38 | 60,125.38 | 0.00 | | 230,043.92 | | |
| | | | 0.00 | | | | 60,125.38 | | | | |
| | MATERIALES ACCESORIOS Y SUMINISTROS MEDICOS | 60,862.00 | 319,666.62 | 291,794.66 | 291,794.66 | 291,794.66 | 291,794.66 | 275,383.24 | 275,383.24 | 275,383.24 | 16,411.42 |
| | | | 88,733.96 | | 0.00 | 0.00 | 0.00 | | 16,411.42 | | |
| | | | 0.00 | | | | 0.00 | | | | |
| | FIBRAS SINTETICAS HULES PLATICOS Y DERIVADOS | 6,048.60 | 351,572.83 | 355,547.45 | 354,296.51 | 354,296.51 | 354,296.51 | 352,568.33 | 352,568.33 | 352,568.33 | 1,728.18 |
| | | | 2,073.98 | | 1,250.94 | 1,250.94 | 0.00 | | 1,728.18 | | |
| | | | 0.00 | | | | 1,250.94 | | | | |
| | Otros productos quimicos | 0.00 | 6,737.28 | 6,737.28 | 6,737.28 | 6,737.28 | 6,737.28 | 0.00 | 0.00 | 0.00 | 6,737.28 |
| | | | 0.00 | | 0.00 | 0.00 | 0.00 | | 6,737.28 | | |
| | | | 0.00 | | | | 0.00 | | | | |
| | COMBUSTIBLES, LUBRICANTES Y ADITIVOS | 1,646,846.90 | 532,825.97 | 1,064,308.51 | 750,627.05 | 750,627.05 | 750,627.05 | 492,715.32 | 492,715.32 | 492,715.32 | 257,911.73 |
| | | | 1,115,366.36 | | 313,681.46 | 313,681.46 | 0.00 | | 257,911.73 | | |
| | | | 0.00 | | | | 313,681.46 | | | | |
| | COMBUSTIBLES | 1,527,906.90 | 514,822.97 | 992,510.00 | 728,856.04 | 728,856.04 | 728,856.04 | 477,005.31 | 477,005.31 | 477,005.31 | 251,850.73 |
| | | | 1,050,219.87 | | 263,653.96 | 263,653.96 | 0.00 | | 251,850.73 | | |
| | | | 0.00 | | | | 263,653.96 | | | | |
| | LUBRICANTES Y ADITIVOS | 118,942.00 | 18,003.00 | 71,798.51 | 21,771.01 | 21,771.01 | 21,771.01 | 15,710.01 | 15,710.01 | 15,710.01 | 6,061.00 |
| | | | 65,146.49 | | 50,027.50 | 50,027.50 | 0.00 | | 6,061.00 | | |
| | | | 0.00 | | | | 50,027.50 | | | | |
| | VESTUARIO, BLANCOS, PRENDAS DE PROTECCION Y ARTICULOS DEPORTIVOS | 539,754.06 | 753,920.48 | 793,704.00 | 767,184.03 | 767,184.03 | 767,184.03 | 756,160.02 | 756,160.02 | 756,160.02 | 11,024.01 |
| | | | 499,970.54 | | 26,519.97 | 26,519.97 | 0.00 | | 11,024.01 | | |
| | | | 0.00 | | | | 26,519.97 | | | | |
| | VESTUARIOS | 250,672.14 | 172,300.34 | 204,787.93 | 180,649.86 | 180,649.86 | 180,649.86 | 169,675.85 | 169,675.85 | 169,675.85 | 10,974.01 |
| | | | 218,184.55 | | 24,138.07 | 24,138.07 | 0.00 | | 10,974.01 | | |
| | | | 0.00 | | | | 24,138.07 | | | | |
| | Uniformes. | 175,535.08 | 115,717.97 | 120,632.00 | 120,632.00 | 120,632.00 | 120,632.00 | 120,582.00 | 120,582.00 | 120,582.00 | 50.00 |
| | | | 170,621.05 | | 0.00 | 0.00 | 0.00 | | 50.00 | | |
| | | | 0.00 | | | | 0.00 | | | | |

**SISTEMA DESARROLLO INTEGRAL DE LA FAMILIA DEL EDO. MORELOS
ESTADO DEL EJERCICIO DEL PRESUPUESTO DE EGRESOS**

Emisión : 01/07/2013 Hoja : 7

DEL : 01/01/2013 AL : 30/06/2013

Informe Administrativo

| | Aprobado | Ampliación Reducción Compensación | Vigente | Pre-Comprom. Disponible | Comprometido Disponible | Devengado | | Ejercido Sin Ejercer | Pagado | Deuda |
|---|-------------------|---|-------------------|----------------------------|----------------------------|------------------------------|-------------------|-------------------------|-------------------|------------------|
| | | | | | | No Devengado Sin Devengar | Sin Devengar | | | |
| PRENDAS DE SEGURIDAD Y PROTECCION PERSONAL | 5,215.20 | 0.00 | 0.00 | 0.00 | 0.00 | 0.00 | 0.00 | 0.00 | 0.00 | 0.00 |
| | | 5,215.20 | | 0.00 | 0.00 | 0.00 | 0.00 | 0.00 | | |
| | | 0.00 | | | | 0.00 | | | | |
| ARTICULOS DEPORTIVOS | 7,347.64 | 18,089.35 | 18,089.35 | 18,089.35 | 18,089.35 | 18,089.35 | 18,089.35 | 18,089.35 | 18,089.35 | 0.00 |
| | | 7,347.64 | | 0.00 | 0.00 | 0.00 | 0.00 | 0.00 | | |
| | | 0.00 | | | | 0.00 | | | | |
| PRODUCTOS TEXTILES | 4,762.00 | 11,187.03 | 13,568.93 | 11,187.03 | 11,187.03 | 11,187.03 | 11,187.03 | 11,187.03 | 11,187.03 | 0.00 |
| | | 2,380.10 | | 2,381.90 | 2,381.90 | 0.00 | 0.00 | 0.00 | | |
| | | 0.00 | | | | 2,381.90 | | | | |
| Blancos y otros productos textiles, excepto prendas de vestir | 96,222.00 | 436,625.79 | 436,625.79 | 436,625.79 | 436,625.79 | 436,625.79 | 436,625.79 | 436,625.79 | 436,625.79 | 0.00 |
| | | 96,222.00 | | 0.00 | 0.00 | 0.00 | 0.00 | 0.00 | | |
| | | 0.00 | | | | 0.00 | | | | |
| HERRAMIENTAS, REFACCIONES Y ACCESORIOS MENORES | 353,353.20 | 534,006.60 | 674,390.57 | 28,066.40 | 640,330.59 | 640,330.59 | 562,066.93 | 562,066.93 | 562,066.93 | 78,263.66 |
| | | 212,969.23 | | 34,059.98 | 34,059.98 | 0.00 | 78,263.66 | 78,263.66 | | |
| | | 0.00 | | | | 34,059.98 | | | | |
| HERRAMIENTAS MENORES | 34,999.20 | 28,069.40 | 43,520.64 | 28,066.40 | 28,066.40 | 28,066.40 | 22,690.38 | 22,690.38 | 22,690.38 | 5,376.02 |
| | | 19,547.96 | | 15,454.24 | 15,454.24 | 0.00 | 5,376.02 | 5,376.02 | | |
| | | 0.00 | | | | 15,454.24 | | | | |
| REFACCIONES Y ACCESORIOS MENORES DE EDIFICIO | 30,399.40 | 29,961.76 | 30,209.77 | 30,209.77 | 30,209.77 | 30,209.77 | 30,140.17 | 30,140.17 | 30,140.17 | 69.60 |
| | | 30,151.39 | | 0.00 | 0.00 | 0.00 | 69.60 | 69.60 | | |
| | | 0.00 | | | | 0.00 | | | | |
| REFACCIONES Y ACCESORIOS MENORES DE MOBILIARIO | 64,133.32 | 8,269.46 | 8,269.46 | 8,269.46 | 8,269.46 | 8,269.46 | 7,214.00 | 7,214.00 | 7,214.00 | 1,055.46 |
| | | 64,133.32 | | 0.00 | 0.00 | 0.00 | 1,055.46 | 1,055.46 | | |
| | | 0.00 | | | | 0.00 | | | | |
| REFACCIONES Y ACCESORIOS MENORES DE EQUIPO DE COMPUTO | 11,256.40 | 904.38 | 904.38 | 904.38 | 904.38 | 904.38 | 904.38 | 904.38 | 904.38 | 0.00 |
| | | 11,256.40 | | 0.00 | 0.00 | 0.00 | 0.00 | 0.00 | | |
| | | 0.00 | | | | 0.00 | | | | |
| REFACCIONES Y ACCESORIOS MENORES DE EQUIPO DE TRANSPORTE | 108,392.56 | 250,946.96 | 324,883.66 | 324,883.66 | 324,883.66 | 324,883.66 | 267,596.04 | 267,596.04 | 267,596.04 | 57,287.62 |
| | | 34,455.06 | | 0.80 | 0.80 | 0.00 | 57,287.62 | 57,287.62 | | |
| | | 0.00 | | | | 0.80 | | | | |
| LLANTAS Y CAMARAS | 104,172.32 | 28,010.48 | 78,969.70 | 60,454.86 | 60,454.86 | 60,454.86 | 45,979.90 | 45,979.90 | 45,979.90 | 14,474.96 |
| | | 53,223.10 | | 18,504.84 | 18,504.84 | 0.00 | 14,474.96 | 14,474.96 | | |
| | | 0.00 | | | | 18,504.84 | | | | |
| REFACCIONES Y ACCESORIOS MENORES OTROS BIENES MUEBLES | 0.00 | 187,844.16 | 187,642.16 | 187,542.06 | 187,542.06 | 187,542.06 | 187,542.06 | 187,542.06 | 187,542.06 | 0.00 |
| | | 202.00 | | 100.10 | 100.10 | 0.00 | 0.00 | 0.00 | | |
| | | 0.00 | | | | 100.10 | | | | |

**SISTEMA DESARROLLO INTEGRAL DE LA FAMILIA DEL EDO. MORELOS
ESTADO DEL EJERCICIO DEL PRESUPUESTO DE EGRESOS**

Emisión : 01/07/2013 Hoja : 8

DEL : 01/01/2013 AL : 30/06/2013

Informe Administrativo

| | Aprobado | Ampliación Reducción Compensación | Vigente | Pre-Comprom. Disponible | Comprometido Disponible | Devengado | | Ejercido | | Pagado | Deuda |
|---|---------------|---|---------------|----------------------------|-------------------------------|-------------------------------|--------------|------------------------------|--------------|--------------|--------------|
| | | | | | | No Devengado | Sin Devengar | Sin Ejercer | | | |
| SERVICIOS GENERALES | 12,266,516.73 | 7,926,988.29 7,009,103.93 0.00 | 13,184,401.09 | | 10,419,983.27 2,764,417.82 | 10,419,983.27 2,764,417.82 | 0.00 | 9,237,595.72 1,182,387.55 | 9,237,595.72 | 9,237,595.72 | 1,182,387.55 |
| SERVICIOS BASICOS | 3,035,129.95 | 648,557.19 1,414,227.93 0.00 | 2,269,459.21 | | 1,734,886.24 534,572.97 | 1,734,886.24 534,572.97 | 0.00 | 1,685,588.02 49,298.22 | 1,685,588.02 | 1,685,588.02 | 49,298.22 |
| ENERGIA ELECTRICA | 903,411.10 | 161,138.98 343,091.62 0.00 | 721,458.46 | 606,458.46 115,000.00 | 606,458.46 115,000.00 | 606,458.46 115,000.00 | 0.00 | 600,513.46 5,945.00 | 600,513.46 | 600,513.46 | 5,945.00 |
| GAS | 270,205.62 | 62,747.84 67,984.25 0.00 | 264,969.21 | 225,080.27 39,888.94 | 225,080.27 39,888.94 | 225,080.27 39,888.94 | 0.00 | 190,709.76 34,370.51 | 190,709.76 | 190,709.76 | 34,370.51 |
| AGUA | 468,090.70 | 59,994.53 254,690.48 0.00 | 273,394.75 | 193,394.75 80,000.00 | 193,394.75 80,000.00 | 193,394.75 80,000.00 | 0.00 | 191,982.75 1,412.00 | 191,982.75 | 191,982.75 | 1,412.00 |
| TELEFONIA TRADICIONAL | 778,146.44 | 178,439.70 316,000.14 0.00 | 640,586.00 | 495,586.00 145,000.00 | 495,586.00 145,000.00 | 495,586.00 145,000.00 | 0.00 | 494,260.69 1,325.31 | 494,260.69 | 494,260.69 | 1,325.31 |
| TELEFONIA CELULAR | 98,365.92 | 3,385.18 98,951.10 0.00 | 2,800.00 | 1,800.00 1,000.00 | 1,800.00 1,000.00 | 1,800.00 1,000.00 | 0.00 | 1,800.00 0.00 | 1,800.00 | 1,800.00 | 0.00 |
| SERVICIO DE TELECOMUNICACIONES Y SATELITES | 60,000.00 | 800.00 10,400.00 0.00 | 50,400.00 | 400.00 50,000.00 | 400.00 50,000.00 | 400.00 50,000.00 | 0.00 | 400.00 0.00 | 400.00 | 400.00 | 0.00 |
| Servicios de acceso de Internet, redes y procesamiento de información | 90,300.00 | 2,856.00 37,583.97 0.00 | 55,572.03 | 1,888.00 53,684.03 | 1,888.00 53,684.03 | 1,888.00 53,684.03 | 0.00 | 1,519.00 369.00 | 1,519.00 | 1,519.00 | 369.00 |
| SERVICIO POSTAL | 800.00 | 752.30 896.50 0.00 | 655.80 | 655.80 0.00 | 655.80 0.00 | 655.80 0.00 | 0.00 | 504.00 151.80 | 504.00 | 504.00 | 151.80 |
| SERVICIOS INTEGRALES Y OTROS SERVICIOS | 365,810.17 | 178,442.66 284,629.87 0.00 | 259,622.96 | 209,622.96 50,000.00 | 209,622.96 50,000.00 | 209,622.96 50,000.00 | 0.00 | 203,898.36 5,724.60 | 203,898.36 | 203,898.36 | 5,724.60 |
| SERVICIOS DE ARRENDAMIENTO | 1,243,849.92 | 67,404.50 769,344.20 0.00 | 541,910.22 | 291,910.22 250,000.00 | 291,910.22 250,000.00 | 291,910.22 250,000.00 | 0.00 | 209,131.98 82,778.24 | 209,131.98 | 209,131.98 | 82,778.24 |

**SISTEMA DESARROLLO INTEGRAL DE LA FAMILIA DEL EDO. MORELOS
ESTADO DEL EJERCICIO DEL PRESUPUESTO DE EGRESOS**

Emisión: 01/07/2013 Hoja: 9

DEL: 01/01/2013 AL: 30/06/2013

Informe Administrativo

| Código | Descripción | Aprobado | Ampliación Reducción Compensación | Vigente | Pre-Comprom. Disponible | Comprometido Disponible | Devengado | | Ejercido Sin Ejercer | Pagado | Deuda |
|--------|---|---------------------|---|---------------------|----------------------------|----------------------------|------------------------------|---------------------|-------------------------|-------------------|-------|
| | | | | | | | No Devengado Sin Devengar | Sin Devengar | | | |
| | ARRENDAMIENTO DE EDIFICIOS | 274,679.84 | 0.00 | 274,670.72 | 224,670.72 | 224,670.72 | 224,670.72 | 149,780.48 | 149,780.48 | 74,890.24 | |
| | | | 9.12 | | 50,000.00 | 50,000.00 | 0.00 | 74,890.24 | | | |
| | | | 0.00 | | | | 50,000.00 | | | | |
| | Arrendamiento de mobiliario y equipo de administración, educacional y recreativo | 100,604.00 | 44,856.42 | 44,691.42 | 44,691.42 | 44,691.42 | 44,691.42 | 36,803.42 | 36,803.42 | 7,888.00 | |
| | | | 100,769.00 | | 0.00 | 0.00 | 0.00 | 7,888.00 | | | |
| | | | 0.00 | | | | 0.00 | | | | |
| | ARRENDAMIENTO DE EQUIPO DE TRANSPORTE | 616,724.00 | 0.00 | 0.00 | 0.00 | 0.00 | 0.00 | 0.00 | 0.00 | 0.00 | |
| | | | 616,724.00 | | 0.00 | 0.00 | 0.00 | 0.00 | 0.00 | 0.00 | |
| | | | 0.00 | | | | 0.00 | | | | |
| | Otros arrendamientos | 251,842.08 | 22,548.08 | 222,548.08 | 22,548.08 | 22,548.08 | 22,548.08 | 22,548.08 | 22,548.08 | 0.00 | |
| | | | 51,842.08 | | 200,000.00 | 200,000.00 | 0.00 | 0.00 | 0.00 | 0.00 | |
| | | | 0.00 | | | | 200,000.00 | | | | |
| | SERVICIOS PROFESIONALES, CIENTIFICOS, TECNICOS Y OTROS SERVICIOS | 2,357,422.79 | 3,084,803.43 | 3,395,210.96 | 3,275,916.14 | 3,275,916.14 | 3,275,916.14 | 2,570,455.37 | 2,570,455.37 | 705,460.77 | |
| | | | 2,047,015.26 | | 119,294.82 | 119,294.82 | 0.00 | 705,460.77 | | | |
| | | | 0.00 | | | | 119,294.82 | | | | |
| | SERVICIOS LEGALES DE CONTABILIDAD AUDITORIA Y RELACIONADOS | 190,000.00 | 0.00 | 162,650.00 | 162,650.00 | 162,650.00 | 162,650.00 | 162,650.00 | 162,650.00 | 0.00 | |
| | | | 27,350.00 | | 0.00 | 0.00 | 0.00 | 0.00 | 0.00 | 0.00 | |
| | | | 0.00 | | | | 0.00 | | | | |
| | SERVICIOS DE CONSULTORIA ADMINISTRATIVA PROCESOS TECNICA Y EN TECNOLOGIAS DE LA | 21,972.00 | 19,140.00 | 19,140.00 | 19,140.00 | 19,140.00 | 19,140.00 | 19,140.00 | 19,140.00 | 0.00 | |
| | | | 21,972.00 | | 0.00 | 0.00 | 0.00 | 0.00 | 0.00 | 0.00 | |
| | | | 0.00 | | | | 0.00 | | | | |
| | SERVICIOS DE CAPACITACION | 737,721.26 | 275,200.00 | 346,912.86 | 281,000.00 | 281,000.00 | 281,000.00 | 281,000.00 | 281,000.00 | 0.00 | |
| | | | 666,008.40 | | 65,912.86 | 65,912.86 | 0.00 | 0.00 | 0.00 | 0.00 | |
| | | | 0.00 | | | | 65,912.86 | | | | |
| | SERVICIOS DE FOTOCOPIADO | 11,124.09 | 150,162.91 | 153,621.79 | 148,304.96 | 148,304.96 | 148,304.96 | 2,486.12 | 2,486.12 | 145,818.84 | |
| | | | 7,665.21 | | 5,316.83 | 5,316.83 | 0.00 | 145,818.84 | | | |
| | | | 0.00 | | | | 5,316.83 | | | | |
| | SERVICIOS DE APOYO ADMINISTRATIVO | 193,200.00 | 480,068.01 | 487,670.01 | 477,016.69 | 477,016.69 | 477,016.69 | 433,966.69 | 433,966.69 | 43,050.00 | |
| | | | 165,628.00 | | 10,653.32 | 10,653.32 | 0.00 | 43,050.00 | | | |
| | | | 0.00 | | | | 10,653.32 | | | | |
| | SERVICIOS DE IMPRESION DE FORMATOS OFICIALES | 187,933.00 | 209,964.37 | 200,279.26 | 196,799.17 | 196,799.17 | 196,799.17 | 182,995.17 | 182,995.17 | 13,804.00 | |
| | | | 197,608.11 | | 3,480.09 | 3,480.09 | 0.00 | 13,804.00 | | | |
| | | | 0.00 | | | | 3,480.09 | | | | |
| | SERVICIOS DE IMPRESION Y ELABORACION DE MATERIAL INFORMATIVO | 0.00 | 130,155.45 | 130,155.45 | 130,155.45 | 130,155.45 | 130,155.45 | 104,032.25 | 104,032.25 | 26,123.20 | |
| | | | 0.00 | | 0.00 | 0.00 | 0.00 | 26,123.20 | | | |
| | | | 0.00 | | | | 0.00 | | | 0.00 | |

**SISTEMA DESARROLLO INTEGRAL DE LA FAMILIA DEL EDO. MORELOS
ESTADO DEL EJERCICIO DEL PRESUPUESTO DE EGRESOS**

Emisión : 01/07/2013 Hoja : 10

DEL : 01/01/2013 AL : 30/06/2013

Informe Administrativo

| k | Aprobado | Ampliación Reducción Compensación | Vigente | Pre-Comprom. Disponible | Comprometido Disponible | Devengado | | Ejercido | | Pagado | Deuda |
|---|--------------|---|--------------|------------------------------|------------------------------|------------------------------|--------------|-------------|--------------|--------------|------------|
| | | | | | | No Devengado Sin Devengar | Sin Devengar | Sin Ejercer | Sin Ejercer | | |
| Servicios de vigilancia | 80,000.00 | 31,610.00 80,290.00 0.00 | 31,320.00 | 31,320.00 0.00 | 31,320.00 0.00 | 31,320.00 0.00 | 0.00 | 0.00 | 31,320.00 | 0.00 | 31,320.00 |
| SERVICIOS PROFESIONALES CIENTIFICOS Y TECNICOS INTEGRALES | 935,472.44 | 1,788,482.69 860,493.54 0.00 | 1,863,461.59 | 1,829,529.87 33,931.72 | 1,829,529.87 33,931.72 | 1,829,529.87 0.00 | 1,384,185.14 | 445,344.73 | 1,384,185.14 | 1,384,185.14 | 445,344.73 |
| SERVICIOS FINANCIEROS, BANCARIOS Y COMERCIALES | 1,299,065.30 | 137,898.68 109,159.04 0.00 | 1,327,804.94 | | 1,216,892.75 110,912.19 | 1,216,892.75 110,912.19 | 1,189,567.79 | 27,324.96 | 1,189,567.79 | 1,189,567.79 | 27,324.96 |
| SERVICIOS FINANCIEROS Y BANCARIOS | 107,865.30 | 110,573.72 98,500.05 0.00 | 119,938.97 | 9,026.78 110,912.19 | 9,026.78 110,912.19 | 9,026.78 110,912.19 | 9,026.78 | 0.00 | 9,026.78 | 9,026.78 | 0.00 |
| Seguros de responsabilidad patrimonial y fianzas | 0.00 | 27,324.96 0.00 0.00 | 27,324.96 | 27,324.96 0.00 | 27,324.96 0.00 | 27,324.96 0.00 | 0.00 | 27,324.96 | 0.00 | 0.00 | 27,324.96 |
| Seguro de bienes patrimoniales | 1,190,000.00 | 0.00 9,458.99 0.00 | 1,180,541.01 | 1,180,541.01 0.00 | 1,180,541.01 0.00 | 1,180,541.01 0.00 | 1,180,541.01 | 0.00 | 1,180,541.01 | 1,180,541.01 | 0.00 |
| Servicios financieros, bancarios y comerciales integrales | 1,200.00 | 0.00 1,200.00 0.00 | 0.00 | 0.00 0.00 | 0.00 0.00 | 0.00 0.00 | 0.00 | 0.00 | 0.00 | 0.00 | 0.00 |
| SERVICIOS DE INSTALACION, REPARACION, MANTENIMIENTO Y CONSERVACION | 2,808,348.61 | 3,108,977.21 1,159,806.19 0.00 | 4,757,519.63 | | 3,139,905.62 1,617,614.01 | 3,139,905.62 1,617,614.01 | 2,990,968.12 | 148,937.50 | 2,990,968.12 | 2,990,968.12 | 148,937.50 |
| Conservación y mantenimiento menor de inmuebles | 1,439,605.27 | 2,055,255.72 464,347.06 0.00 | 3,030,513.93 | 1,699,680.47 1,330,833.46 | 1,699,680.47 1,330,833.46 | 1,699,680.47 1,330,833.46 | 1,692,720.47 | 6,960.00 | 1,692,720.47 | 1,692,720.47 | 6,960.00 |
| Instalación, reparación y mantenimiento de mobiliario y equipo de administración | 56,708.00 | 20,950.76 47,405.96 0.00 | 30,252.80 | 30,252.80 0.00 | 30,252.80 0.00 | 30,252.80 0.00 | 30,252.80 | 0.00 | 30,252.80 | 30,252.80 | 0.00 |
| Instalación, reparación y mantenimiento de equipo de cómputo y tecnologías de la | 700.02 | 96,769.68 2,700.02 0.00 | 94,769.68 | 94,769.68 0.00 | 94,769.68 0.00 | 94,769.68 0.00 | 94,769.68 | 0.00 | 94,769.68 | 94,769.68 | 0.00 |
| Reparación y mantenimiento de equipo de transporte | 583,754.76 | 19,769.25 167,967.47 0.00 | 435,556.54 | 248,930.06 186,626.48 | 248,930.06 186,626.48 | 248,930.06 186,626.48 | 221,802.77 | 27,127.29 | 221,802.77 | 221,802.77 | 27,127.29 |

**SISTEMA DESARROLLO INTEGRAL DE LA FAMILIA DEL EDO. MORELOS
ESTADO DEL EJERCICIO DEL PRESUPUESTO DE EGRESOS**

Emisión: 01/07/2013 Hoja: 11

DEL: 01/01/2013 AL: 30/06/2013

Informe Administrativo

| v | Aprobado | Ampliación Reducción Compensación | Vigente | Pre-Comprom. Disponible | Comprometido Disponible | Devengado | | Ejercido | | Pagado | Deuda |
|---|------------|---|------------|----------------------------|----------------------------|---------------------------------|--------------|-------------------------|-------------------------|------------|-----------|
| | | | | | | No Devengado | Sin Devengar | Sin Ejercer | | | |
| INSTALACION REPARACION Y MANTTO. DE MAQUINARIA OTROS EQUIPOS Y HERRAMIENTA | 349,348.48 | 253,893.76 168,490.46 0.00 | 434,751.78 | 345,279.63 89,472.15 | 345,279.63 89,472.15 | 345,279.63 0.00 89,472.15 | 0.00 | 253,147.39 92,132.24 | 253,147.39 92,132.24 | 253,147.39 | 92,132.24 |
| Servicios de limpieza y manejo de desechos | 186,072.08 | 154,674.20 180,732.78 0.00 | 160,013.50 | 160,013.50 0.00 | 160,013.50 0.00 | 160,013.50 0.00 0.00 | 0.00 | 158,341.41 1,672.09 | 158,341.41 1,672.09 | 158,341.41 | 1,672.09 |
| Servicios de jardineria y fumigación | 192,160.00 | 507,663.84 128,162.44 0.00 | 571,661.40 | 560,979.48 10,681.92 | 560,979.48 10,681.92 | 560,979.48 0.00 10,681.92 | 0.00 | 539,933.60 21,045.88 | 539,933.60 21,045.88 | 539,933.60 | 21,045.88 |
| SERVICIOS DE COMUNICACION SOCIAL Y PUBLICIDAD | 239,838.20 | 63,763.68 234,650.60 0.00 | 68,951.28 | 67,795.28 1,156.00 | 67,795.28 1,156.00 | 67,795.28 0.00 1,156.00 | 0.00 | 16,420.27 51,375.01 | 16,420.27 51,375.01 | 16,420.27 | 51,375.01 |
| DIFUSION POR RADIO TELEVISION Y OTROS MEDIOS DE MENSAJES SOBRE PROGRAMAS Y ACTIV | 186,675.80 | 36,570.32 181,488.20 0.00 | 41,757.92 | 40,601.92 1,156.00 | 40,601.92 1,156.00 | 40,601.92 0.00 1,156.00 | 0.00 | 16,138.91 24,463.01 | 16,138.91 24,463.01 | 16,138.91 | 24,463.01 |
| Servicios de revelado de fotografías | 0.00 | 281.36 0.00 0.00 | 281.36 | 281.36 0.00 | 281.36 0.00 | 281.36 0.00 0.00 | 0.00 | 281.36 0.00 | 281.36 0.00 | 281.36 | 0.00 |
| SERVICIOS DE LA INDUSTRIA FILMICA, DEL SONIDO Y DEL VIDEO | 46,486.40 | 0.00 46,486.40 0.00 | 0.00 | 0.00 0.00 | 0.00 0.00 | 0.00 0.00 0.00 | 0.00 | 0.00 0.00 | 0.00 0.00 | 0.00 | 0.00 |
| SERVICIO DE CREACION Y DIFUSION DE CONTACTO EXCLUSIVAMENTE A TRAVES DE INTERNET | 6,676.00 | 0.00 6,676.00 0.00 | 0.00 | 0.00 0.00 | 0.00 0.00 | 0.00 0.00 0.00 | 0.00 | 0.00 0.00 | 0.00 0.00 | 0.00 | 0.00 |
| OTROS SERVICIOS DE INFORMACION | 0.00 | 26,912.00 0.00 0.00 | 26,912.00 | 26,912.00 0.00 | 26,912.00 0.00 | 26,912.00 0.00 0.00 | 0.00 | 0.00 26,912.00 | 0.00 26,912.00 | 0.00 | 26,912.00 |
| SERVICIOS DE TRASLADO Y VIATICOS | 430,635.36 | 426,532.56 439,459.95 0.00 | 417,707.97 | 347,515.18 70,192.79 | 347,515.18 70,192.79 | 347,515.18 0.00 70,192.79 | 0.00 | 327,936.83 19,578.35 | 327,936.83 19,578.35 | 327,936.83 | 19,578.35 |
| PASAJES AEREOS | 27,814.00 | 57,002.03 29,589.01 0.00 | 55,227.02 | 35,227.02 20,000.00 | 35,227.02 20,000.00 | 35,227.02 0.00 20,000.00 | 0.00 | 35,227.02 0.00 | 35,227.02 0.00 | 35,227.02 | 0.00 |
| Pasajes terrestres | 70,678.80 | 56,202.82 62,029.29 0.00 | 64,852.33 | 50,757.32 14,095.01 | 50,757.32 14,095.01 | 50,757.32 0.00 14,095.01 | 0.00 | 43,902.52 6,854.80 | 43,902.52 6,854.80 | 43,902.52 | 6,854.80 |

**SISTEMA DESARROLLO INTEGRAL DE LA FAMILIA DEL EDO. MORELOS
ESTADO DEL EJERCICIO DEL PRESUPUESTO DE EGRESOS**

Emisión: 01/07/2013 Hoja: 14

DEL: 01/01/2013 AL: 30/06/2013

Informe Administrativo

| Categoría | Aprobado | Ampliación Reducción Compensación | Vigente | Pre-Comprom. Disponible | Comprometido Disponible | Devengado No Devengado Sin Devenegar | Ejercido | | Pagado | Deuda |
|---|--------------|---|--------------|----------------------------|----------------------------|--|----------------------|--------------|--------------|----------|
| | | | | | | | Sin Ejercer | | | |
| CAMARAS FOTOGRAFICAS Y DE VIDEO | 0.00 | 10,745.04 0.00 0.00 | 10,745.04 | 10,745.04 0.00 | 10,745.04 0.00 | 10,745.04 0.00 0.00 | 5,372.52 5,372.52 | 5,372.52 | 5,372.52 | 5,372.52 |
| EQUIPO E INSTRUMENTAL MEDICO Y DE LABORATORIO | 152,063.31 | 157,773.31 198,994.82 0.00 | 110,841.80 | 110,841.80 | 110,841.80 | 110,841.80 0.00 0.00 | 110,841.80 0.00 | 110,841.80 | 110,841.80 | 0.00 |
| EQUIPO MEDICO Y DE LABORATORIO | 152,063.31 | 157,773.31 198,994.82 0.00 | 110,841.80 | 110,841.80 | 110,841.80 | 110,841.80 0.00 0.00 | 110,841.80 0.00 | 110,841.80 | 110,841.80 | 0.00 |
| VEHICULOS Y EQUIPO DE TRANSPORTE | 5,239,779.11 | 1,869,129.43 3,270,713.38 0.00 | 3,838,195.16 | 3,837,723.26 | 3,837,723.26 | 3,837,723.26 471.90 471.90 | 3,837,723.26 0.00 | 3,837,723.26 | 3,837,723.26 | 0.00 |
| AUTOMOVILES Y CAMIONES | 5,239,779.11 | 1,869,129.43 3,270,713.38 0.00 | 3,838,195.16 | 3,837,723.26 | 3,837,723.26 | 3,837,723.26 471.90 471.90 | 3,837,723.26 0.00 | 3,837,723.26 | 3,837,723.26 | 0.00 |
| MAQUINARIA, OTROS EQUIPOS Y HERRAMIENTAS | 43,508.12 | 298,000.00 0.00 0.00 | 341,508.12 | 341,508.12 | 341,508.12 | 341,508.12 0.00 0.00 | 341,508.12 0.00 | 341,508.12 | 341,508.12 | 0.00 |
| MAQUINARIA Y EQUIPO INDUSTRIAL | 43,508.12 | 0.00 0.00 0.00 | 43,508.12 | 43,508.12 | 43,508.12 | 43,508.12 0.00 0.00 | 43,508.12 0.00 | 43,508.12 | 43,508.12 | 0.00 |
| OTROS EQUIPOS | 0.00 | 298,000.00 0.00 0.00 | 298,000.00 | 298,000.00 | 298,000.00 | 298,000.00 0.00 0.00 | 298,000.00 0.00 | 298,000.00 | 298,000.00 | 0.00 |
| ACTIVOS INTANGIBLES | 0.00 | 11,420.00 5,710.00 0.00 | 5,710.00 | 5,710.00 | 5,710.00 | 5,710.00 0.00 0.00 | 5,710.00 0.00 | 5,710.00 | 5,710.00 | 0.00 |
| SOFTWARE | 0.00 | 11,420.00 5,710.00 0.00 | 5,710.00 | 5,710.00 | 5,710.00 | 5,710.00 0.00 0.00 | 5,710.00 0.00 | 5,710.00 | 5,710.00 | 0.00 |

**SISTEMA DESARROLLO INTEGRAL DE LA FAMILIA DEL EDO. MORELOS
ESTADO DEL EJERCICIO DEL PRESUPUESTO DE EGRESOS**


Emisión : 01/07/2013 Hoja : 15

DEL : 01/01/2013 AL : 30/06/2013

Informe Administrativo

| r | Aprobado | Ampliación | | Vigente | Pre-Comprom. Disponible | Comprometido Disponible | Devengado | | Ejercido Sin Ejercer | Pagado | Deuda |
|---|----------|------------|--------------|---------|----------------------------|----------------------------|--------------|--------------|-------------------------|--------|-------|
| | | Reducción | Compensación | | | | No Devengado | Sin Devengar | | | |

| | | | | | | | | | | | |
|-------------------------|----------------|---------------|--|----------------|--|---------------|---------------|---------------|---------------|---------------|--------------|
| TOTALES GLOBALES | | | | | | | | | | | |
| | 137,391,773.74 | 39,379,740.41 | | 140,451,647.89 | | 65,753,982.00 | 65,753,982.00 | 0.00 | 62,961,778.17 | 62,961,778.17 | 2,792,203.83 |
| | | 36,319,866.26 | | | | 74,697,665.89 | 74,697,665.89 | 0.00 | 2,792,203.83 | | |
| | | | | | | | | 74,697,665.89 | | | |

| | | | |
|---|---|---|---|
| ELABORO  LIC. MAYRA LOPEZ CARRASCO FA DEPARTAMENTO PRESUPUESTOS | REVISO  LIC. ELENA NOHEMI REZA REZA JBD. DE RECURSOS FINANCIEROS | VALIDO  LIC. ALEJANDRO ALONSO ARRIOLA DIRECTOR ADMINISTRATIVO | Vo.Bo.  LIC. MARIA ELISA ZAMUDIO ABRE DIRECTORA GENERAL |
|---|---|---|---|

SISTEMA DESARROLLO INTEGRAL DE LA FAMILIA DEL EDO. MORELOS

Emisión : 01/07/2013 Hoja : 1

Estado Analítico de Ingresos Presupuestales

DEL : 01/01/2013 AL : 30/06/2013

| Rubro / Tipo / Clase / Concepto / Partida | Estimado | Ampliación | Reducción | Modificado | Devengado | Recaudado | % Avance |
|--|-------------------|-------------|-------------|-------------------|---------------------|---------------------|---------------|
| Cuotas y Aportaciones de seguridad social | 0.00 | 0.00 | 0.00 | 0.00 | 197,338.21 | 197,338.21 | 0.00 |
| Ingresos por Subsidios por Incapacidad | 0.00 | 0.00 | 0.00 | 0.00 | 197,338.21 | 197,338.21 | 0.00 |
| Ingresos por Subsidios por Incapacidad Seguro Social | 0.00 | 0.00 | 0.00 | 0.00 | 197,338.21 | 197,338.21 | 0.00 |
| Ingresos por Subsidios de Incapacidad Nomina 2509 | 0.00 | 0.00 | 0.00 | 0.00 | 197,338.21 | 197,338.21 | 0.00 |
| Productos | 913,669.00 | 0.00 | 0.00 | 913,669.00 | 1,087,992.08 | 1,087,992.08 | 119.08 |
| Rendimientos Bancarios | 913,669.00 | 0.00 | 0.00 | 913,669.00 | 1,087,992.08 | 1,087,992.08 | 119.08 |
| Rendimientos Estatales | 0.00 | 0.00 | 0.00 | 0.00 | 5,647.10 | 5,647.10 | 0.00 |
| General 2012 cta 2274 | 0.00 | 0.00 | 0.00 | 0.00 | 210.34 | 210.34 | 0.00 |
| Nomina 2012 cta 2509 | 0.00 | 0.00 | 0.00 | 0.00 | 710.60 | 710.60 | 0.00 |
| General 2005 cta 7050 | 0.00 | 0.00 | 0.00 | 0.00 | 0.00 | 0.00 | 0.00 |
| General 2006 cta 4796 | 0.00 | 0.00 | 0.00 | 0.00 | 833.32 | 833.32 | 0.00 |
| General 2011 cta 6017 | 0.00 | 0.00 | 0.00 | 0.00 | 112.33 | 112.33 | 0.00 |
| Nomina 2013 6339 | 0.00 | 0.00 | 0.00 | 0.00 | 3,780.51 | 3,780.51 | 0.00 |
| Nomina 2011 cta 6009 | 0.00 | 0.00 | 0.00 | 0.00 | 0.00 | 0.00 | 0.00 |
| Rendimientos Federales | 913,669.00 | 0.00 | 0.00 | 913,669.00 | 99,977.43 | 99,977.43 | 10.94 |
| Ramo 33 2010 cta 3557 | 0.00 | 0.00 | 0.00 | 0.00 | 0.00 | 0.00 | 0.00 |
| Ramo 33 2006 cta 4664 | 0.00 | 0.00 | 0.00 | 0.00 | 354.23 | 354.23 | 0.00 |
| Ramo 33 2012 CTA 2630 | 0.00 | 0.00 | 0.00 | 0.00 | 1,476.14 | 1,476.14 | 0.00 |
| Dif Nacional cta 7917 | 0.00 | 0.00 | 0.00 | 0.00 | 263.27 | 263.27 | 0.00 |

SISTEMA DESARROLLO INTEGRAL DE LA FAMILIA DEL EDO. MORELOS
Estado Analítico de Ingresos Presupuestales

Emisión: 01/07/2013 Hoja: 4

DEL: 01/01/2013 AL: 30/06/2013

| Rubro / Tipo / Clase / Concepto / Partida | Estimado | Ampliación | Reducción | Modificado | Devengado | Recaudado | % Avance |
|--|----------------------|-------------------|------------------|----------------------|---------------------|---------------------|--------------|
| Ramo 33 2012 7599 | 0.00 | 0.00 | 0.00 | 0.00 | 720,722.28 | 720,722.28 | 0.00 |
| Ramo 33 2013 8511 | 0.00 | 0.00 | 0.00 | 0.00 | 260,678.29 | 260,678.29 | 0.00 |
| Transporte Discap. 9822 | 0.00 | 0.00 | 0.00 | 0.00 | 0.00 | 0.00 | 0.00 |
| Ingresos por ventas de bienes y servicios | 10,980,335.42 | 129,523.59 | 30,010.82 | 11,079,848.19 | 3,784,702.51 | 3,784,702.51 | 34.16 |
| Ingresos por ventas de bienes y servicios de organismos descentralizados | 10,980,335.42 | 129,523.59 | 30,010.82 | 11,079,848.19 | 3,784,702.51 | 3,784,702.51 | 34.16 |
| Cuotas de Recuperación | 10,980,335.42 | 41,479.59 | 30,010.82 | 10,991,804.19 | 3,696,658.51 | 3,696,658.51 | 33.63 |
| Albergue Familiar | 1,785,560.00 | 0.00 | 0.00 | 1,785,560.00 | 493,420.00 | 493,420.00 | 27.63 |
| Cadi Tekio | 143,900.00 | 0.00 | 0.00 | 143,900.00 | 43,900.00 | 43,900.00 | 30.51 |
| Casa de Dia Cuautla | 35,800.00 | 0.00 | 0.00 | 35,800.00 | 11,800.00 | 11,800.00 | 32.96 |
| C.D.C. | 90,500.00 | 0.00 | 0.00 | 90,500.00 | 16,770.00 | 16,770.00 | 18.53 |
| Cedif Temixco | 62,000.00 | 0.00 | 0.00 | 62,000.00 | 2,005.00 | 2,005.00 | 3.23 |
| Cadi Zapata | 89,000.00 | 0.00 | 0.00 | 89,000.00 | 5,585.00 | 5,585.00 | 6.28 |
| Cri Jojutla | 219,057.00 | 0.00 | 0.00 | 219,057.00 | 72,557.00 | 72,557.00 | 33.12 |
| Utilidades Gasolinera E.S.2530 | 1,699,987.51 | 0.00 | 0.00 | 1,699,987.51 | 684,987.51 | 684,987.51 | 40.29 |
| Desayunos | 4,455,445.28 | 41,479.59 | 0.00 | 4,496,924.87 | 1,614,000.59 | 1,614,000.59 | 35.89 |
| Despensas | 2,399,085.63 | 0.00 | 30,010.82 | 2,369,074.81 | 751,633.41 | 751,633.41 | 31.73 |
| Otros Ingresos | 0.00 | 88,044.00 | 0.00 | 88,044.00 | 88,044.00 | 88,044.00 | 100.00 |
| Copias Certificadas | 0.00 | 0.00 | 0.00 | 0.00 | 0.00 | 0.00 | 0.00 |
| Otros Ingresos | 0.00 | 88,044.00 | 0.00 | 88,044.00 | 88,044.00 | 88,044.00 | 100.00 |

SISTEMA DESARROLLO INTEGRAL DE LA FAMILIA DEL EDO. MORELOS
Estado Analítico de Ingresos Presupuestales

Emisión : 01/07/2013 Hoja : 5

DEL : 01/01/2013 AL : 30/06/2013

| Rubro / Tipo / Clase / Concepto / Partida | Estimado | Ampliación | Reducción | Modificado | Devengado | Recaudado | % Avance |
|---|-----------------------|---------------------|-------------|-----------------------|-----------------------|-----------------------|--------------|
| Bonificaciones Bancarias | 0.00 | 0.00 | 0.00 | 0.00 | 0.00 | 0.00 | 0.00 |
| Otros Ingresos Estatales | 0.00 | 0.00 | 0.00 | 0.00 | 0.00 | 0.00 | 0.00 |
| Otros Ingresos Federales (IDE) | 0.00 | 0.00 | 0.00 | 0.00 | 0.00 | 0.00 | 0.00 |
| Transferencias, Asignaciones, Subsidios y Otras Ayudas | 125,497,784.37 | 8,001,420.31 | 0.00 | 133,499,204.68 | 116,326,345.23 | 114,498,706.64 | 85.77 |
| Transferencias Internas y Asignaciones al Sector Público | 0.00 | 8,001,420.31 | 0.00 | 8,001,420.31 | 9,355,863.10 | 7,528,224.51 | 94.09 |
| Transferencias Internas y Asignaciones al Sector Público | 0.00 | 8,001,420.31 | 0.00 | 8,001,420.31 | 9,355,863.10 | 7,528,224.51 | 94.09 |
| Transferencias Internas y Asignaciones al Sector Público | 0.00 | 8,001,420.31 | 0.00 | 8,001,420.31 | 9,355,863.10 | 7,528,224.51 | 94.09 |
| Subsidios y Subvenciones | 125,497,784.37 | 0.00 | 0.00 | 125,497,784.37 | 106,970,482.13 | 106,970,482.13 | 85.24 |
| Subsidio Estatal Proyecto 1 | 59,895,313.88 | 0.00 | 0.00 | 59,895,313.88 | 55,696,865.13 | 55,696,865.13 | 92.99 |
| Normina Mecanizada | 38,997,608.33 | 0.00 | 0.00 | 38,997,608.33 | 38,997,608.33 | 38,997,608.33 | 100.00 |
| Materiales y Suministros | 5,968,796.44 | 0.00 | 0.00 | 5,968,796.44 | 4,964,762.69 | 4,964,762.69 | 83.18 |
| Servicios Generales | 6,511,241.46 | 0.00 | 0.00 | 6,511,241.46 | 5,383,951.79 | 5,383,951.79 | 82.69 |
| Transferencias | 5,017,667.65 | 0.00 | 0.00 | 5,017,667.65 | 4,300,542.32 | 4,300,542.32 | 85.71 |
| Bienes Muebles e Inmuebles | 1,400,000.00 | 0.00 | 0.00 | 1,400,000.00 | 1,550,000.00 | 1,550,000.00 | 110.71 |
| Ampliacion pago Ramo 33 2011 | 2,000,000.00 | 0.00 | 0.00 | 2,000,000.00 | 500,000.00 | 500,000.00 | 25.00 |
| Subsidio Estatal Proyecto 2 | 2,200,000.00 | 0.00 | 0.00 | 2,200,000.00 | 1,650,000.00 | 1,650,000.00 | 75.00 |
| SERVICIOS GENERALES | 1,200,000.00 | 0.00 | 0.00 | 1,200,000.00 | 900,000.00 | 900,000.00 | 75.00 |
| BIENES MUEBLES INMUEBLES E INTANGIBLES | 1,000,000.00 | 0.00 | 0.00 | 1,000,000.00 | 750,000.00 | 750,000.00 | 75.00 |
| Subsidio Federal | 59,554,811.00 | 0.00 | 0.00 | 59,554,811.00 | 49,623,617.00 | 49,623,617.00 | 83.32 |

SISTEMA DESARROLLO INTEGRAL DE LA FAMILIA DEL EDO. MORELOS
Estado Analítico de Ingresos Presupuestales

Emisión : 01/07/2013 Hoja : 6
 DEL : 01/01/2013 AL : 30/06/2013

| Rubro / Tipo / Clase / Concepto / Partida | Estimado | Ampliación | Reducción | Modificado | Devengado | Recaudado | % Avance |
|--|-----------------------|---------------------|------------------|-----------------------|-----------------------|-----------------------|----------|
| Ramo 33 2013 2005 | 59,554,811.00 | 0.00 | 0.00 | 59,554,811.00 | 39,724,776.00 | 39,724,776.00 | 66.70 |
| Ramo 33 2012 2630 | 0.00 | 0.00 | 0.00 | 0.00 | 9,898,841.00 | 9,898,841.00 | 0.00 |
| Dif Nacional | 107,880.38 | 0.00 | 0.00 | 107,880.38 | 0.00 | 0.00 | 0.00 |
| Fortalecimiento a la PDMYF | 0.00 | 0.00 | 0.00 | 0.00 | 0.00 | 0.00 | 0.00 |
| Reequipamiento de Unidades Basicas de Rehabilitacion | 0.00 | 0.00 | 0.00 | 0.00 | 0.00 | 0.00 | 0.00 |
| Comunidad Diferente 2012 | 0.00 | 0.00 | 0.00 | 0.00 | 0.00 | 0.00 | 0.00 |
| Proteccion y Desarrollo Integral de la Infancia 2012 | 0.00 | 0.00 | 0.00 | 0.00 | 0.00 | 0.00 | 0.00 |
| Capacitacion y Proyectos para Adultos Mayores | 0.00 | 0.00 | 0.00 | 0.00 | 0.00 | 0.00 | 0.00 |
| Fort. de Redes Productivas cooper. y Solidaridad en gpos. de adultos Mayores | 0.00 | 0.00 | 0.00 | 0.00 | 0.00 | 0.00 | 0.00 |
| FORTA.NAL DE LA PROMOC.PROT.Y SEGUI.DE LOS DERECHOS DE LA INFANCIA 2012 | 0.00 | 0.00 | 0.00 | 0.00 | 0.00 | 0.00 | 0.00 |
| Remanente de DIF Nacional años anteriores | 107,880.38 | 0.00 | 0.00 | 107,880.38 | 0.00 | 0.00 | 0.00 |
| Transporte de discapacidad | 3,739,779.11 | 0.00 | 0.00 | 3,739,779.11 | 0.00 | 0.00 | 0.00 |
| Transporte de Discapacidad 2013 | 0.00 | 0.00 | 0.00 | 0.00 | 0.00 | 0.00 | 0.00 |
| Transporte de Discapacidad 2012 | 3,739,779.11 | 0.00 | 0.00 | 3,739,779.11 | 0.00 | 0.00 | 0.00 |
| TOTALES | 137,391,788.79 | 8,130,943.90 | 30,010.82 | 145,492,721.87 | 121,396,378.03 | 119,568,739.44 | |

| | | | |
|--|--|---|---|
| ELABORADOR C. FELIX ALBERTO GARCIA GARCIA CONTADOR A | REMISO C.YF. ELENA NOHEMI REZA REZA JBD. DE RECURSOS FINANCIEROS | VALIDO ALEJANDRO ALONSO ARRIOLA DIRECTOR ADMINISTRATIVO | Vº Bº MARIA ELISA ZAMUDIO GABRIEL DIRECTORA GENERAL |
|--|--|---|---|